




YOU ARE A  
**STATEMENT  
MAKER**

PARK HARBOR®



Welcome to Statement Maker—a carefully curated collection of diverse fixtures and personalities, assembled for you by Park Harbor, to help illuminate a path of discovery. Within these pages you'll explore elements of style and personality that range from emboldened to traditional, from graceful to the more eccentric.

How do you express yourself? Through color? Activity? Taste? Sound, perhaps? Are you bold and energetic? Or do you prefer a more subdued lifestyle? When you enter your most personal space, what does it say about you?

**How do you make your statement?**

**PARK HARBOR®**




# DYNAMIC

---

You believe in two truths: Understated is out of style, and the finer things in life should never go unnoticed. Your space is all about action and movement, echoing the very nature of the world around you: Ever-present and ever-moving.









## BIRCHLEAF

The Birchleaf pendant is as dramatic as it is eccentric—featuring sharp asymmetrical lines and an oversized presence, commanding the attention of every pair of eyes nearby.

### SKU

PHPL3194TEXBLPN

### Dimensions

41-1/4" H x 20-3/8" W



## MATTOX

The artful Mattox somehow makes a statement while remaining understated. The angles, curves and lines create a sense of movement and lightness in this chic fixture.

### SKU

PHPL6205POSS

### Dimensions

16" H x 6-1/4" W x 53-1/8" L



## PANARI

Bring the constellations indoors with the elegant Panari pendant, featuring seven rounded clear glass shades and a deluxe bronze and gold leaf finish.

### SKU

PHPL6657LEDBRGL

### Dimensions

34-3/4" H x 35-1/2" W x 74-1/2" L






# CLASSIC

---

A style out of time, you've got a real taste for timeless. There's no subtlety in your luxurious tendencies, but why should there be? You're influenced by the grand spaces and dramatic flair of bygone eras, with an unwavering commitment to the tried and true.







## HOLLY RIDGE

The Holly Ridge pendant is almost serene in appearance, featuring a delicate woven brass pattern and a white linen interior shade.

**SKU**  
PHPL6773NABR

**Dimensions**  
10-1/4" H x 23-3/4" W



## HENRICO

Borrowing from antique lanterns, the Henrico collection fuses architectural elements with stunning metallic accents for open-concept illumination.

**SKU**  
PHPL6716MBAB

**Dimensions**  
32-1/2" H x 18" W



## VAN NOORD

The opulent Van Noord pendant features a classic aged brass frame and a rich blue velvet shade for the ultimate presentation of luxury.

**SKU**  
PHPL3055AGBR

**Dimensions**  
21-5/8" H x 26" W





# DECADENT

---

You exist as the living antithesis to long-gone traditional tastes and cluttered lifestyles, indulging in bold colors, textures and metallic accents—all working together to paint your space in a style that can only be described as truly individualistic.









## LA CRESCENTA

Oval drops cascade to create individual glass panels, creating a shimmer of light to make La Crescenta lighting fixtures a sparkling focal point for any room.

**SKU**  
PHPL3350ANBR

**Dimensions**  
26-3/4" H x 24-3/4" W



## FAYSMITH

The alternating patterns of the Faysmith pendant features high-quality crystalline inlays and a lavish matte black frame.

**SKU**  
PHPL3346MB

**Dimensions**  
17" H x 21-1/2" W



## KLINEDALE

Add a little nature to your space with this stunning statement pendant, combining cut quartz crystals and a hand applied antique gold leaf finish.

**SKU**  
PHPL6826AGL

**Dimensions**  
11-1/2" H x 24" W






# VISIONARY

---

Some call you forward-thinking. Some say you're enlightened. Either way, everyone looks to you for advice on what's in, what's out and what's next. Unafraid to step outside your comfort zone, consider the duality of mixed finishes or materials, illuminating your path toward the next big thing.









## TASLEY

Clear laser-cut acrylic shades line the Tasley pendant fixture, which radiates light from its reflective polished nickel interior structure.

**SKU**  
PHPL6704PN

**Dimensions**  
21" H x 16-7/8" W



## SANCOLA

The Sancola collection is marked for more modern lifestyles, with straight rods decorated in a decadent textured black and polished nickel finish.

**SKU**  
PHHL6458TEXBLPN

**Dimensions**  
12" H x 23-1/4" W



## EDDERTON

The Edderton pendant is a study in luxury, featuring stunning rose gold panels and prism-cut glass between a matte black frame.

**SKU**  
PHPL3336TEXBLRG



**Dimensions**  
12-1/2" H x 24-3/4" W





# ENERGIZED

You live life to the fullest, and everything you do and own is imbued with that sense of joy. From bold pops of color to intricate design patterns, there's not a single corner of your space that can be called dull or lacking.







## HERONDO

The eccentric design of the Herondo pendant features interlaced circles and large convex glass beads for a unique expression of illumination.

**SKU**  
PHPL6814ASL

**Dimensions**  
10-3/4" H x 20" W



## WHITNALL

Add a pop of color to your space with the Whitnall pendant, available in high gloss black, high gloss red, high gloss white, gentle navy blue and natural steel.

**SKU**  
PHPL3231GLRE

**Dimensions**  
15-7/8" H x 14" W



## MAYLAND

Your home's new North Star—the Mayland collection takes inspiration from the cosmos, presenting itself in a beautifully unique geometric form and three distinct finishes.

**SKU**  
PHPL3271ANSI

**Dimensions**  
15-7/8" H x 13-1/2" W



# PARK HARBOR®

